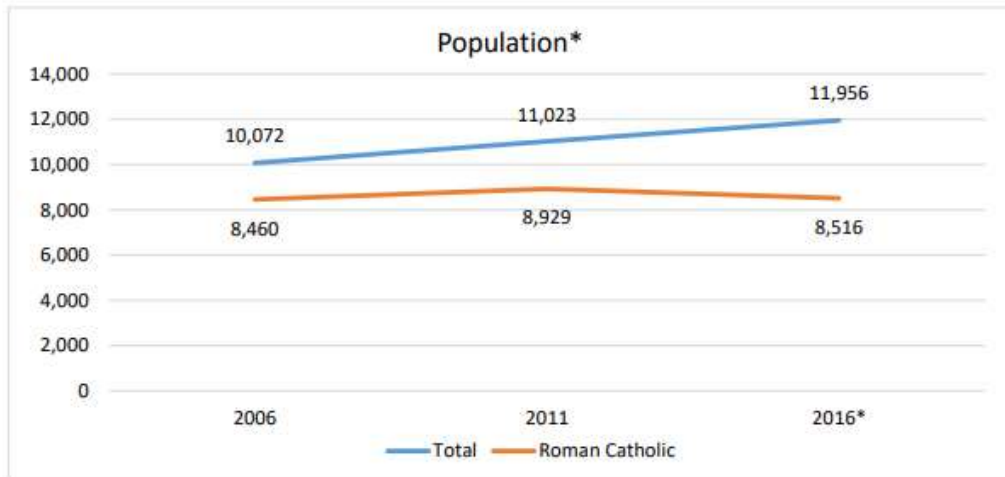


# Archdiocese of Dublin

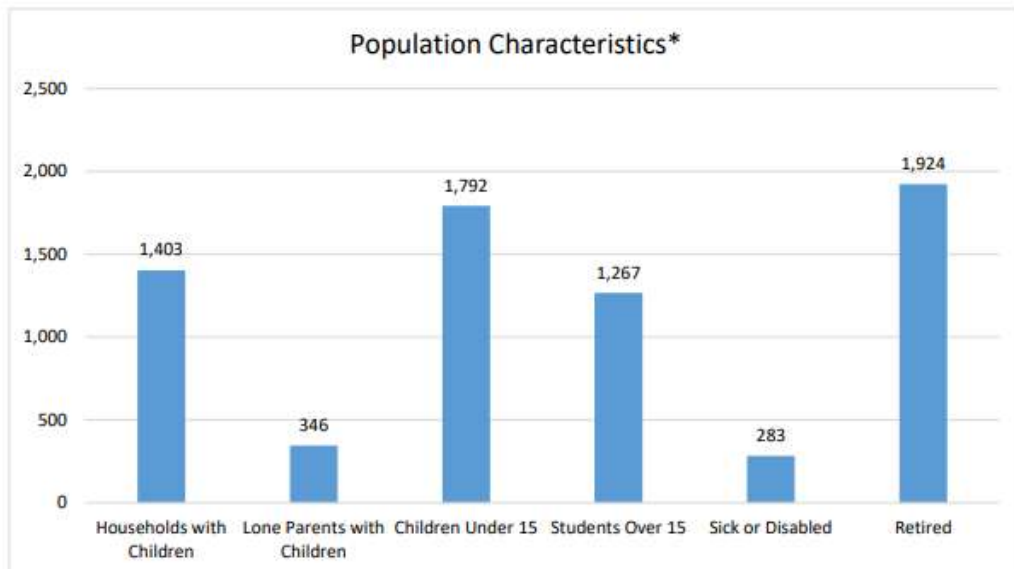
Parish: Marino

How our population has changed:



Note: Increase in Parish Population, lots of new developments – how is the Christian Community trending?

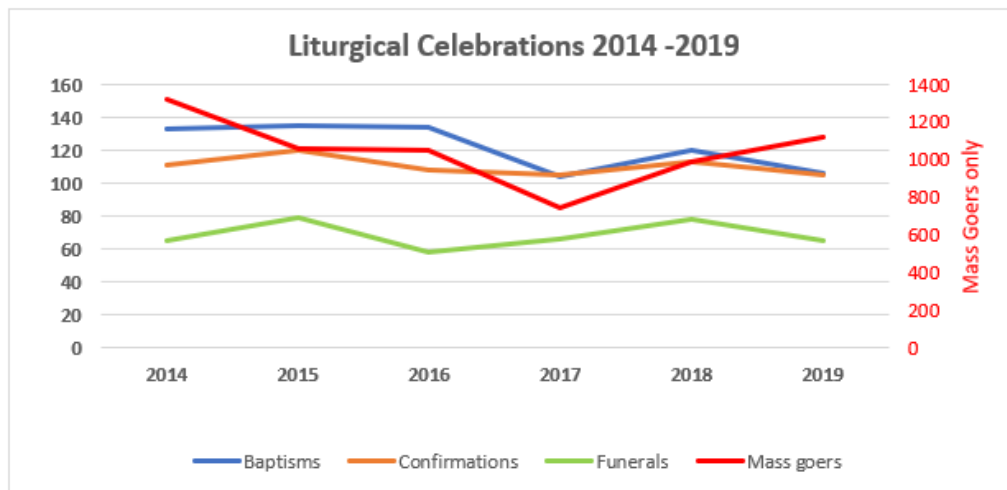
Who we are as a Community:



Note: where are you in this Population? Marino is a diverse Parish.

Over recent years our liturgical celebrations have included:

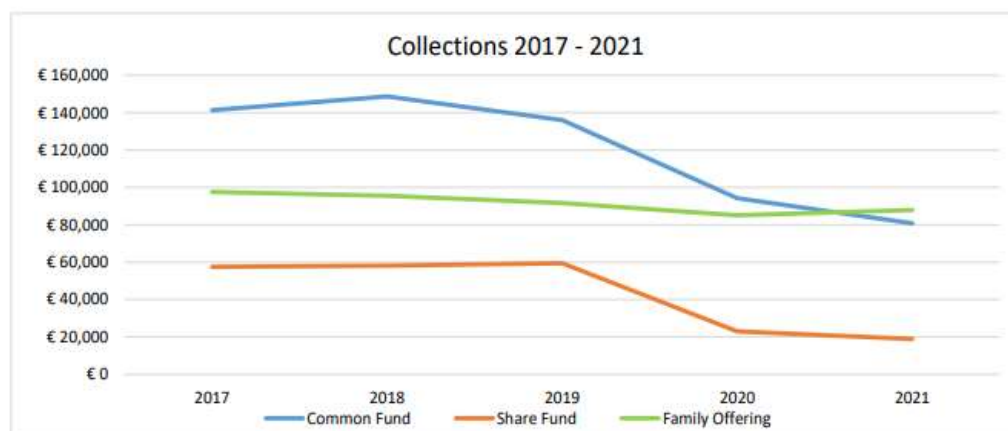
Marino Liturgical Celebrations	2014	2015	2016	2017	2018	2019	% Movement
Baptisms	133	135	134	104	120	106	-20%
Confirmations	111	120	108	105	113	105	-5%
Funerals	65	79	58	66	78	65	0%
Mass goers	1328	1062	1050	748	994	1125	-15%



Note: Are we a less spiritual people?

We have also gathered resources to support the work of the parish and the diocese:

Marino Collections	2017	2018	2019	2020	2021	% Movement
Common Fund	€ 141,294	€ 148,659	€ 136,036	€ 94,191	€ 80,775	-43%
Share Fund	€ 57,454	€ 58,147	€ 59,423	€ 22,955	€ 18,878	-67%
Family Offering	€ 97,557	€ 95,526	€ 91,645	€ 85,082	€ 87,819	-10%



Note: How do we support our Church?

Information source – Census 2016 & Archdioceses records

# Deanery Map Fingal South East

